

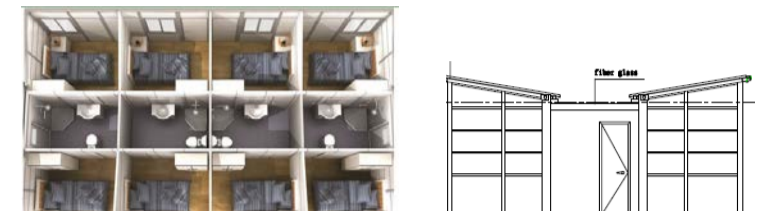


Model	Illustration	Plan	Critical Measurement	Supply of Modular / TransPack Unit (Excl GST)	Estimated Labour Cost for Assembly (Excl. GST)	Estimated Cost for Supply & Install (Excl. GST)
T111S		1 Bedroom 1 Bathroom 1 Kitchen & Living area	<b>20 Ft InstantSlide Unit (24 m<sup>2</sup>)</b> Granny Flat, Cabin Length: 6.056 m Width: 4.0 m Minimum Ceiling Height: 2.4m Maximum Ceiling Height: 2.55m 6 - 8 tonnes	\$48,000	\$16,712	\$64,712
T111H		1 Bedroom 1 Bathroom 1 Kitchen & Living area	<b>20 Ft Single Wing Expandable Unit (28 m<sup>2</sup>)</b> Granny Flat, Cabin Length: 6.056 m Width: 4.6 m Minimum Ceiling Height: 2.5m Maximum Ceiling Height: 2.9m 6 - 8 tonnes	\$50,887	\$18,428	\$69,315
T211		2 Bedrooms 1 Bathroom 1 Kitchen & Living area	<b>20 Ft Butterfly Expandable Home (41 m<sup>2</sup>)</b> Granny Flat, Cabin Length: 6.056 m Width: 6.774 m Minimum Ceiling Height: 2.5m Maximum Ceiling Height: 2.9m 8 - 10 tonnes	\$65,622	\$19,572	\$85,194
T211H		2 Bedrooms 1 Bathroom 1 Kitchen & Living area	<b>40 Ft Single Wing Expandable Unit (56 m<sup>2</sup>)</b> Granny Flat, Cabin Length: 12.1 m Width: 4.6 m Minimum Ceiling Height: 2.5m Maximum Ceiling Height: 2.9m 10 - 12 tonnes	\$79,767	\$23,100	\$102,867
C211		2 Offices 1 Bathroom 1 Classroom	<b>40 Ft Butterfly Expandable Office (82 m<sup>2</sup>)</b> Modular Transportable Building Length: 12.1 m Width: 6.774 m Minimum Ceiling Height: 2.5m Maximum Ceiling Height: 2.9m 13 - 15 ton	\$107,070	\$25,128	\$132,198
T221H		2 Bedrooms 2 Bathroom 1 Kitchen & Living area	<b>40 Ft Single Wing Expandable Home (56 m<sup>2</sup>)</b> Granny Flat, Cabin Length: 12.1 m Width: 4.6 m Minimum Ceiling Height: 2.5m Maximum Ceiling Height: 2.9m 10 -12 tonnes	\$82,722	\$25,414	\$108,136
O221		2 Meeting Rooms 2 Bathrooms 1 Kitchen & Open Office Area	<b>40 Ft Butterfly Expandable Office (82 m<sup>2</sup>)</b> Modular Transportable Building Length: 12.1 m Width: 6.774 m Minimum Ceiling Height: 2.5m Maximum Ceiling Height: 2.9m 13 - 15 ton	\$97,939	\$25,128	\$123,067
T311		3 Bedrooms 1 Bathroom 1 Kitchen & Living area	<b>40 Ft Butterfly Expandable Home (82 m<sup>2</sup>)</b> Modular Transportable Home Length: 12.1 m Width: 6.774 m Minimum Ceiling Height: 2.5m Maximum Ceiling Height: 2.9m 14 - 16 tonnes	\$94,441	\$27,844	\$122,285
T100		Building Only	<b>40 Ft Butterfly Expandable Building (82 m<sup>2</sup>)</b> Classroom, Conference Room Length: 12.1 m Width: 6.774 m Minimum Ceiling Height: 2.5m Maximum Ceiling Height: 2.9m 12 - 14 tonnes	\$85,637	\$25,000	\$110,637
T421		4 Bedrooms 2 Bathrooms 1 Kitchen & Living area	<b>40&amp;20 Ft Butterfly Expandable Home (123 m<sup>2</sup>)</b> Modular Transportable Home Length: 12.1 m Width: 13.55 m Minimum Ceiling Height: 2.5m Maximum Ceiling Height: 2.9m 22 - 24 tonnes	\$150,543	\$41,726	\$192,269
W220S		2 Bedrooms 2 Bathrooms	<b>20 Ft InstantSlide Unit (24 m<sup>2</sup>)</b> Granny Flat, Cabin, Worker Accommodation Length: 6.056 m Width: 4.0 m Minimum Ceiling Height: 2.4m Maximum Ceiling Height: 2.55m 6 - 8 tonnes	\$46,135	\$16,712	\$62,847
W440S		4 Bedrooms 4 Bathrooms	<b>40 Ft InstantSlide Unit (48 m<sup>2</sup>)</b> Worker Accommodation, Cabin Length: 12.1 m Width: 4.0 m Minimum Ceiling Height: 2.4m Maximum Ceiling Height: 2.55m 11 - 13 tonnes	\$73,898	\$19,624	\$93,522

W440		<b>4 Bedrooms</b> <b>4 Bathrooms</b>	<b>40 Ft Butterfly Expandable Unit (82 m<sup>2</sup>)  Worker Accommodation, Cabin</b> Length: 12.1 m Width: 6.774 m Minimum Ceiling Height: 2.5m Maximum Ceiling Height: 2.9m 14 - 16 tonnes	\$113,864	\$25,700	\$139,564
W660		<b>6 Bedrooms</b> <b>6 Bathrooms</b>	<b>40 Ft Butterfly Expandable Unit (82 m<sup>2</sup>)  Worker Accommodation, Cabin</b> Length: 12.1 m Width: 6.774 m Minimum Ceiling Height: 2.5m Maximum Ceiling Height: 2.9m 14 - 16 tonnes	\$119,064	\$25,986	\$145,050
W840		<b>8 Bedrooms</b> <b>4 Bathrooms</b>	<b>40 Ft Butterfly Expandable Unit (82 m<sup>2</sup>)  Worker Accommodation, Cabin</b> Length: 12.1 m Width: 6.774 m Minimum Ceiling Height: 2.5m Maximum Ceiling Height: 2.9m 14 - 16 tonnes	\$114,985	\$26,415	\$141,400

**Notes:**

1. **Modular** - Homes with kitchen and bathrooms fully installed at factory. Cyclone wind rating and BAL-Low. For any specific wind rating and bushfire attack level requirements, please contact us.
2. **Transpack** - Homes or office buildings shipped in packs in which wall, floor and roof panels are assembled for quick onsite installation. N3 wind rating and BAL-Low. For different wind rating and bushfire attack level requirements, please contact us.
3. The price estimation excludes GST and is subject o change without notice. The indicative price includes delivery to 5 major ports. But it does not include delivery costs from the Port to customer's premiese.
4. Please refer to our Standard Inclusions for spec details.
5. Labour & construciton cost estimation is a general guide only. Site specific conditions may significantly impact the actual cost.
6. iBuild can arrange an affiliated builder to assemble and install for our clients. Alternatively, clients can arrange assembly as owner builder or via a licensed builder.
7. Clients need to make allowance for compliance and council approval costs such as land survey, soil test, planning permit, and building permit.