



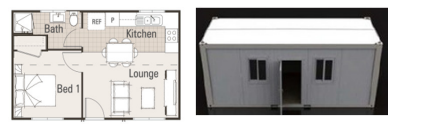
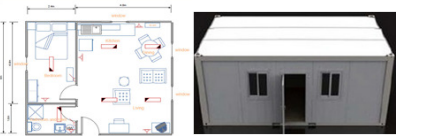


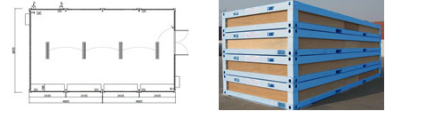



Model	Illustration	Plan	Critical Measurement	Supply of Modular / TransPack Unit (Excl GST)	Estimated Labour Cost for Footing & Assembly (Excl. GST)	Estimated Cost for Supply & Install (Excl. GST)
P100		Building only	Site Office /Studio (15 m²) Package Size: 6mX2.5mX0.75m Assembled Building Size: Length: 6 m, Width: 2.5 m Building Height: 2.8 m Ceiling Height: 2.4 m Weight: 2 tonnes Note: Depending on the logistic arrangement, building size might be slightly reduced for transportation purpose.	\$9,900 single unit freight surcharge: \$3000 (surcharge is waived when order quantity is more than 1 unit)	\$8,100	\$18,000 single unit freight surcharge: \$3000 (surcharge is waived when order quantity is more than 1 unit)
P100A		Building only	Sale Office /Studio (15 m²) Package Size: 6mX2.5mX0.75m Assembled Building Size: Length: 6 m, Width: 2.5 m Building Height: 2.8 m Ceiling Height: 2.4 m Weight: 2 tonnes Note: Depending on the logistic arrangement, building size might be slightly reduced for transportation purpose.	11,900 single unit freight surcharge: \$3000 (surcharge is waived when order quantity is more than 1 unit)	\$8,100	\$20,000 single unit freight surcharge: \$3000 (surcharge is waived when order quantity is more than 1 unit)
P110A		1 Bedroom 1 Bathroom	Granny Flat /Studio (~15 m²) P100 + Flatpack bath	\$11,800 single unit freight surcharge: \$3000 (surcharge is waived when order quantity is more than 1 unit)	\$9,955	\$21,755 single unit freight surcharge: \$3000 (surcharge is waived when order quantity is more than 1 unit)
P200		Building only	P100 X 2	\$19,500	\$15,421	\$34,921
P111C		1 Bedroom 1 Bathroom 1 Kitchen	TransPack Granny Flat (~30 m²) P200 + Flatpack kitchen & bathroom Flatpack partition walls	\$24,900	\$22,061	\$46,961
P111E		1 Bedroom 1 Bathroom 1 Kitchen	TransPack Granny Flat (~45 m²) 3 base units Flatpack kitchen & bathroom Flatpack partition walls	\$34,800	\$24,196	\$58,996
P111F		1 Bedroom 1 Bathroom 1 Kitchen 1 pitched roof	TransPack Eco Cabin (~45 m²) 3 base units Flatpack kitchen & bathroom Flatpack partition walls Pitched colorbond roof	\$39,900	\$26,156	\$66,056
P111G		1 Bedroom 1 Bathroom 1 Kitchen 1 pitched roof	TransPack Eco Cabin (~45 m²) 3 base units Floor plan similar to P111F Flatpack kitchen & bathroom Flatpack partition walls Pitched colorbond roof	\$41,900	\$26,156	\$68,056
P400		Building only	P100 X 4	\$34,800	\$20,526	\$55,326
P211A		2 Bedrooms 1 Bathroom 1 Kitchen & Living area	TransPack Home /Granny Flat (~60 m²) P400 + Flatpack kitchen & bathroom Flatpack partition walls & BIRs	\$42,900	\$29,038	\$71,938

P211B		<p>2 Bedrooms 1 Bathroom 1 Kitchen & Living area</p>	<p>TransPack Home /Granny Flat (~60 m²) P211A + Roof & Double Carport</p>	\$49,900	\$33,861	\$83,761
P211C		<p>2 Bedrooms 1 Bathroom 1 Kitchen & Living area</p>	<p>TransPack Granny Flat (~45 m²) 3 base units Flatpack kitchen & bathroom Flatpack partition walls</p>	\$36,900	\$25,000	\$61,900
P311A		<p>3 Bedrooms 1 Bathroom 1 Kitchen & Living area</p>	<p>TransPack Granny Flat (~75 m²) 5 base units Flatpack kitchen & bathroom Flatpack partition walls</p>	\$61,800	\$40,000	\$101,800
P311B		<p>3 Bedrooms 1 Bathroom 1 Kitchen & Living area</p>	<p>TransPack Granny Flat (~75 m²) 5 base units Flatpack kitchen & bathroom Flatpack partition walls Prefab verandah material</p>	\$64,600	\$45,000	\$109,600
P500		<p>Building only</p>	<p>TransPack Office</p>	POA	POA	POA
P600		<p>Building only</p>	<p>TransPack Warehouse</p>	POA	POA	POA

Notes:

1. Transpack - Homes or office buildings shipped in packs in which wall, floor and roof panels are assembled for quick onsite installation. N3 wind rating and BAL-Low. For different wind rating and bushfire attack level requirements, please contact us.
2. The price estimation excludes GST and is subject to change without notice. The indicative price includes delivery to 5 major ports. But it does not include delivery costs from the Port to customer's premises.
3. Please refer to our Standard Inclusions for spec details.
4. Labour & construction cost estimation is a general guide only. Site specific conditions may significantly impact the actual cost.
5. iBuild can arrange an affiliated builder to assemble and install for our clients. Alternatively, clients can arrange assembly as owner builder or via a licensed builder.
6. Clients need to make allowance for compliance and council approval costs such as land survey, soil test, planning permit, and building permit.